

Mosler

An American-Standard Company

Hamilton, Ohio 45012

QUALIFIED FOR BANK USE
under requirements of Bank Protection Act
of 1968—revised 1973

Square Door TL-15 tool resisting money safe

Now you can have the efficiency and large capacity of square door design combined with true burglary-resistive construction. Optional customized Mosler interiors — adjustable shelves, modular inserts, record safe interiors — allow you to tailor the square door money safe to any requirement. TL-15 safes qualify for low "ER" insurance rates on Mercantile Safe and Broad Form policies.

Maximum efficiency and security.

The large square door opening means efficient, easy access, and security for cash register trays, bagged or rolled coins and other valuables. Store them on open shelves or in locked compartments, which provide individual storage responsibility for separate funds. You maintain security of your valuables at all times, particularly during the vulnerable hours of opening and closing, peak cash handling, change of shifts.

Modular Interiors.

Mosler modularity permits custom tailoring the interiors of the TL-15 Square door money safe with optional shelves and lockers to meet almost any combination of requirements. Future needs are easy to care for too. When your needs change, it is simple to remove and replace present components with any of the Mosler modular interiors.

The money safe shown below has two key-locked locker doors in the left module, the bottom door utilizing a Mosler Defender II Timelock set in a triple-height panel with deposit slot. The right hand module includes three open shelves, an MR302 combination-lock locker door and a double key, single nose key-locked door. A complete range of optional locks are available for these Mosler modular interiors.

Timelock Protection.

Timelocks provide the first line of defense against unauthorized entry, holdup, ambush and kidnap attacks. As such, timelocks serve as "Detour Signs" to discourage potential attacks and protect against loss during actual attacks. Mosler has a variety of timelocks to protect against specific types of security risks. The Mosler two movement Do-All II timelock, installed on the exterior safe door, provides around-the-clock protection against loss from all types of attacks. The Do-All II can be key-wound up to 120 hours for overnight, over the weekend and extended holiday intervals for protection against loss due to unauthorized entry, kidnap and early morning ambush attacks. Also for protection against loss due to unauthorized entry and hold up during business hours, the Do-All II has a 15 minute delayed opening period controlled by a combination lock. For protection against loss due to unauthorized entry and hold up only, the Mosler key or combination controlled Defender timelocks are recommended for application on the interior locker doors. At your request, a Mosler representative will assist you in selecting the right timelock to protect against the specific security risks that your assets will be exposed to.

"ER" rating.

Mosler TL-15 Square door money safes qualify for the low "ER" insurance rates for either Mercantile Safe or Money and Securities Broad Form coverage and a "BR" rating on Bank Policies. Frequently the substantial savings possible on insurance premiums will pay for the Mosler TL-15 safe in a few years.

Special drill-resistant plates...

in vital areas protect against common mechanical and electrical hand tool attacks.

Heavy bolts...

protect against pry bar attack.

The relock...

if there is an attack on the door or its combination lock, the bolts automatically deadlock.

Left or right hand door...



new hinge design permits Mosler TL-15 money safes to be converted to either left or right hand doors.

Automatic bolt locks...

prevents damage to bolts or boltwork by accidental closing. Bolts and combination dial cannot move until the door is closed.

Group 1R combination lock...

provides protection against radiological and manipulative attack. "Counterspy" styling shields the combination from prying eyes. The combination numbers are visible to the operator only.



MOSLER MODULAR INTERIORS

Numerous combinations of shelf and locker space are available through use of the standard modules shown below. Depending on the internal width of the safe, one or two modules may be installed side-by-side in a safe. Fixed shelves may be placed in any of 5 evenly spaced locations in each module, as shown below.

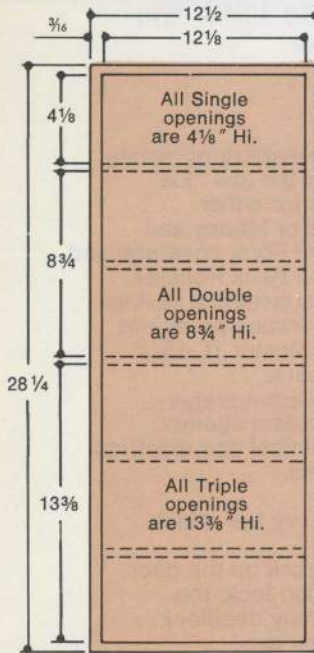
LOCKERS

Open shelves can be upgraded to lockers through use of 3 sizes of locker doors. Various lock options are available for the locker doors including: Single or dual keylocks, Mosler Group 1R, MR-302 combination locks, and Mosler Defender timelocks with 7 minute or 15 minute delay.

OPTIONS

Other options include: A slotted front on the large locker doors for cash deposits; heavy duty full-width shelves spanning the full interior; inner compartments for the 2016 size safes; and use of Mosler record safe interiors as needed. Additional modular components are scheduled for early release.

TYPICAL MODULAR ARRANGEMENTS



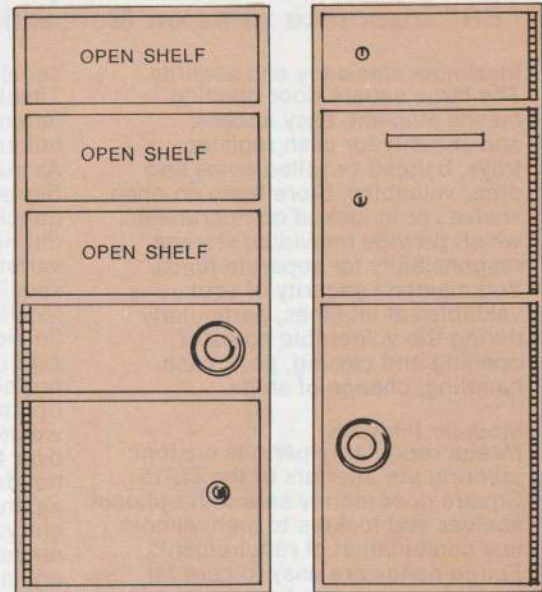
BASIC MODULE

ARRANGEMENT "A"

- IM281218 Module
- MS1218 Shelves (4)
- CLD-0411 Single Height Locker Door with MR-302 Lock
- TLD-0811-2 Double Height Locker Door with Defender I Key Operated Timelock

ARRANGEMENT "B"

- IM281218 Module
- MS1218 Shelves (2)
- KLD-0411S Single Height Locker Door with Single Keylock
- D-KLD-0811S Double Height Locker Door with Deposit slot and single keylock
- CLD-1311 Triple Height Locker Door with MR-302 Lock



ARRANGEMENT A

ARRANGEMENT B

(Locker Doors can swing left or right as specified.)
(Doors with Deposit Slots, right swing only.)

CATALOG NUMBERS and DIMENSIONAL INFORMATION FOR TL-15 MONEY SAFES

CATALOG NO.	CODE NO.		DIMENSIONS			CLEAR DOOR OPENING		CAPACITY CU. IN.	EST. SHIP. WT.
			HIGH	WIDE	DEEP	HIGH	WIDE		
ER201612	368300	O/D	23 3/4	20	17 1/8	21 3/4	16 3/4	4,698	848
		I/D	21 3/4	18	12				
In Concrete Cladding	368301	O/D	33	27	20 1/2	21 3/4	16 3/4	4,698	1730
		I/D	21 3/4	18	12				
ER201623	368310	O/D	23 3/4	20	28 1/8	21 3/4	16 3/4	9,005	1123
		I/D	21 3/4	18	23				
In Concrete Cladding	368311	O/D	33	27	31 1/2	21 3/4	16 3/4	9,005	2450
		I/D	21 3/4	18	23				
ER282420	368320	O/D	31 3/4	27 3/4	25 1/8	29 3/4	24 1/2	15,321	1377
		I/D	29 3/4	25 3/4	20				
In Concrete Cladding	368321	O/D	41	35	29	29 3/4	24 1/2	15,321	3077
		I/D	29 3/4	25 3/4	20				
ER353520	368360	O/D	38 1/2	39	25 1/8	36 1/2	35 3/4	27,010	2288
		I/D	36 1/2	37	20				
In Concrete Cladding	368361	O/D	48	46	29	36 1/2	35 3/4	27,010	4650
		I/D	36 1/2	37	20				
ER353527	368350	O/D	38 1/2	39	32 1/8	36 1/2	35 3/4	36,460	2475
		I/D	36 1/2	37	27				
In Concrete Cladding	368351	O/D	48	46	36	36 1/2	35 3/4	36,460	5225
		I/D	36 1/2	37	27				
ER572420	368340	O/D	60 1/4	27 3/4	25 1/8	58 1/4	24 1/2	30,000	2594
		I/D	58 1/4	25 3/4	20				
In Concrete Cladding	368341	O/D	70	35	29	58 1/4	24 1/2	30,000	5170
		I/D	58 1/4	25 3/4	20				

For handle protection, add 2 1/4" to body depth.