

Mosler "A" Label Safes.


4 models to choose from.

All with 4-hour protection to offer.

CUSTOMER MODEL NUMBER

	2048A	3360A	4160A	4160A7
Height Overall	63 $\frac{3}{8}$ "	75 $\frac{1}{8}$ "	75 $\frac{1}{8}$ "	75 $\frac{1}{8}$ "
Width Overall	30"	42 $\frac{7}{8}$ "	51 $\frac{1}{4}$ "	51 $\frac{1}{4}$ "
Depth Overall	31 $\frac{3}{4}$ "	31 $\frac{3}{4}$ "	31 $\frac{3}{4}$ "	38 $\frac{3}{4}$ "
Body Height	57 $\frac{3}{8}$ "	69 $\frac{5}{8}$ "	69 $\frac{5}{8}$ "	69 $\frac{5}{8}$ "
Body Width	29 $\frac{3}{4}$ "	42 $\frac{1}{2}$ "	50 $\frac{7}{8}$ "	50 $\frac{7}{8}$ "
Body Depth	29 $\frac{3}{4}$ "	29 $\frac{3}{4}$ "	29 $\frac{3}{4}$ "	36 $\frac{3}{4}$ "
Height of Wheel	6 $\frac{5}{16}$ "	6 $\frac{5}{16}$ "	6 $\frac{5}{16}$ "	6 $\frac{5}{16}$ "
Inside Height	48 $\frac{1}{4}$ "	60 $\frac{1}{4}$ "	60 $\frac{1}{4}$ "	60 $\frac{1}{4}$ "
Inside Width	20 $\frac{3}{8}$ "	33 $\frac{3}{8}$ "	41 $\frac{1}{2}$ "	41 $\frac{1}{2}$ "
Inside Depth	20"	20"	20"	27"
Volume Cu. Ft.	11.38	23.10	28.94	39.07
Distance from Bottom of Door to Floor	8 $\frac{7}{16}$ "	8 $\frac{7}{16}$ "	8 $\frac{7}{16}$ "	8 $\frac{7}{16}$ "
Left Door Swing	—	23 $\frac{3}{8}$ "	27 $\frac{1}{2}$ "	27 $\frac{1}{2}$ "
Right Door Swing	27 $\frac{1}{4}$ "	20 $\frac{7}{8}$ "	25"	25"
Projection of Door when Folded Back	7 $\frac{1}{8}$ "	7 $\frac{7}{8}$ "	7 $\frac{7}{8}$ "	7 $\frac{7}{8}$ "
Door Thickness	4 $\frac{3}{4}$ "	4 $\frac{3}{4}$ "	4 $\frac{3}{4}$ "	4 $\frac{3}{4}$ "
Handle Projection	2"	2"	2"	2"
Net Weight, Lbs.	1665	2590	2935	3285
Gross Weight, Lbs.	1730	2675	3025	3375
Weight per Sq. Ft. of Floor Space—Safe Empty	271	295	270	253

Outside overall dimensions include hinge, handle projection and height of wheels and base.



Cat. No. 2048A

"A" Label Record Safe
(Shown with optional modular interior.)

Outside: 63 $\frac{3}{8}$ "H x 30"W x 31 $\frac{3}{4}$ "D

Inside: 48 $\frac{1}{4}$ "H x 20 $\frac{3}{8}$ "W x 20"D



Cat. No. 3360A

"A" Label Record Safe
(Shown with optional modular interior.)

Outside: 75 $\frac{1}{8}$ "H x 42 $\frac{7}{8}$ "W x 31 $\frac{3}{4}$ "D

Inside: 60 $\frac{1}{4}$ "H x 33 $\frac{3}{8}$ "W x 20"D



Cat. No. 4160A

"A" Label Record Safe
(Shown with optional modular interior.)

Outside: 75 $\frac{1}{8}$ "H x 51 $\frac{1}{4}$ "W x 31 $\frac{3}{4}$ "D

Inside: 60 $\frac{1}{4}$ "H x 41 $\frac{1}{2}$ "W x 20"D

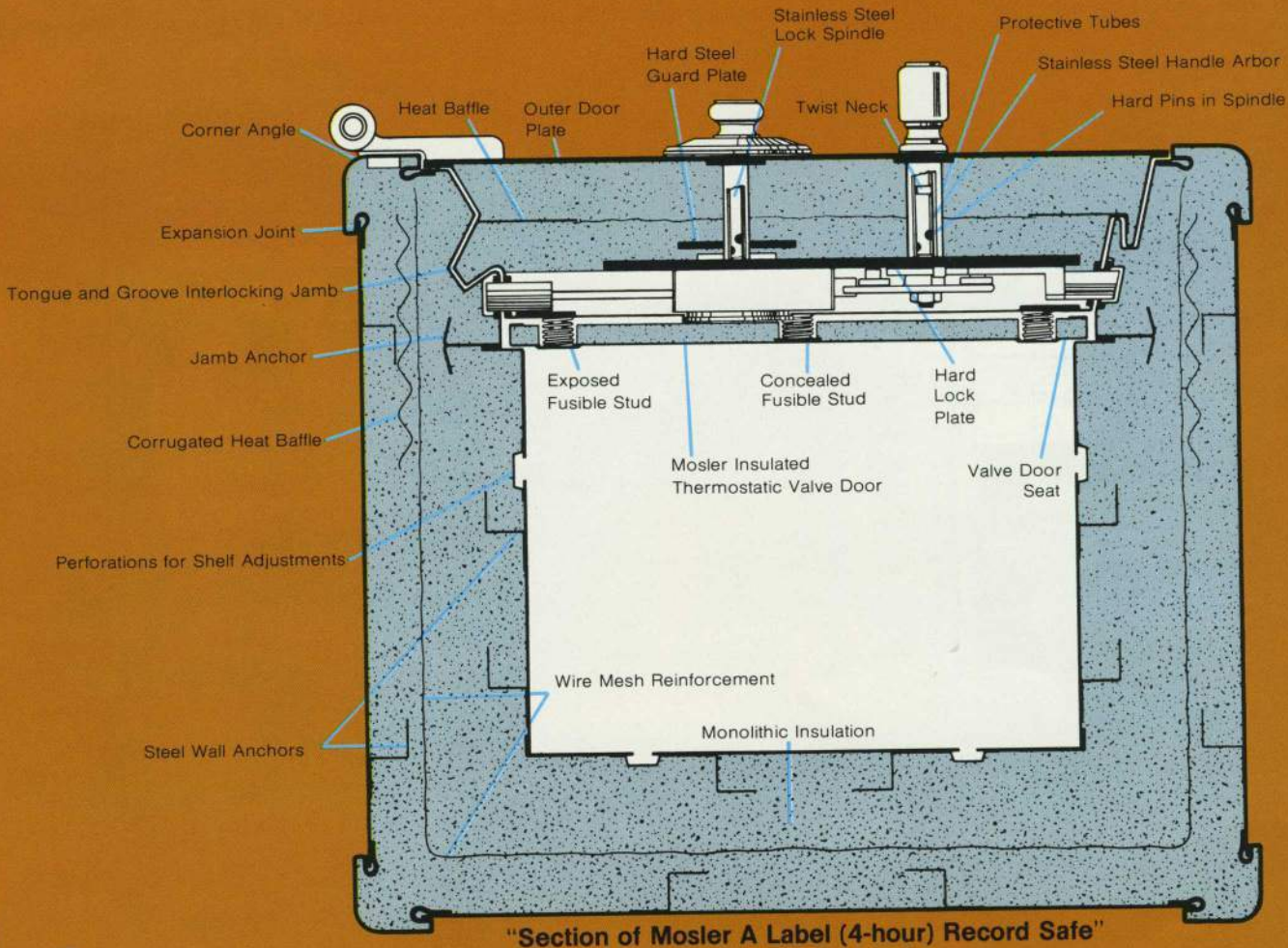
Also 4160-A7 (same as 4160A, except is 7" deeper).

Dimension Chart for "B" and "C" Label Record Safes

CUSTOMER MODEL NUMBER


	1612B	2016B	3016B	3016B5	3020B	3441B1	4820B	4833B	6033B
Height Overall	26"	30"	40¼"	40¼"	40¼"	47½"	60¾"	60¾"	72¾"
Width Overall	17¾"	22¾"	22¾"	22¾"	26½"	48½"	27½"	40½"	40½"
Depth Overall	21¾"	24"	24"	29"	29¾"	30¾"	29¾"	29¾"	29¾"
Body Height	21½"	25½"	35¾"	35¾"	35¾"	41"	54¾"	54¾"	66¾"
Body Width	17½"	22½"	22½"	22½"	25½"	48"	26½"	39¾"	39¾"
Body Depth	18¾"	21¼"	21¼"	26¼"	26¼"	28¾"	27¾"	27¾"	27¾"
Height of Wheel	4½"	4½"	4½"	4½"	4½"	6½"	6½"	6½"	6½"
Inside Height	16"	20"	30¼"	30¼"	30¼"	34½"	48¼"	48¼"	60¼"
Inside Width	12"	16½"	16½"	16½"	20½"	41½"	20¾"	33½"	33½"
Inside Depth	12"	15"	15"	20"	20"	21"	20"	20"	20"
Volume Cu. Ft.	1.33	2.89	4.36	5.82	7.15	17.40	11.36	18.50	23.10
Distance from Bottom of Door to Floor	5¼"	5¼"	5¼"	5¼"	5¼"	7¾"	7¾"	7¾"	7¾"
Left Door Swing	—	—	—	—	—	26¼"	—	21½"	21½"
Right Door Swing	16½"	21½"	21½"	21½"	24¾"	23¾"	25¾"	19¾"	19¾"
Projection of Door when Folded Back	7¼"	6¾"	6¾"	6¾"	6¾"	6¾"	6¾"	6¾"	6¾"
Door Thickness	4"	4"	4"	4"	4"	4"	4"	4"	4"
Handle Projection	2¾"	2½"	2¾"	2¾"	2¾"	2¾"	2½"	2½"	2½"
Net Weight, Lbs.	300	440	560	760	685	1380	1140	1525	1785
Gross Weight, Lbs.	310	450	585	725	730	1510	1200	1590	1860
Weight per Sq. Ft. of Floor Space—Safe Empty	132	132	165	174	142	150	224	203	238

Outside overall dimensions include hinge, handle projection and height of wheels and base.



Mosler "B" and "C" Label Safes.

Choose from 9 models with either 2-hour or 1-hour protection.



Cat. No. 1612B

"B" Label Record Safe
(Shown with fixed interior.*)

Outside: 26"H x 17 $\frac{3}{4}$ "W x 21 $\frac{3}{4}$ "D


Inside (without interior): 16"H x 12"W x 12"D

Inside (with interior): 12 $\frac{1}{8}$ "H x 12"W x 12"D

***Fixed Interior:** (Keylock on left drawer only.)

Inside: 3 $\frac{5}{8}$ "H x 5 $\frac{1}{8}$ "W x 9 $\frac{1}{2}$ "D

Note:
Safes 1612B, 2016B, and 3016B
are priced with fixed interiors.



(Interior Style #1)



(Interior Style #3)

Cat. No. 2016B

"B" Label Record Safe
(Shown with fixed interiors Styles #1 and #3.*)

Outside: 30"H x 22 $\frac{3}{8}$ "W x 24"D

Inside (without interior): 20"H x 16 $\frac{1}{2}$ "W x 15"D

Inside (with interior Style #1): Space under drawers—10 $\frac{1}{2}$ "H x 5 $\frac{5}{8}$ "W x 15"D
Space in right—20"H x 11 $\frac{1}{8}$ "W x 15"D

Inside (with interior Style #3): 15 $\frac{1}{2}$ "H x 11 $\frac{1}{8}$ "W x 15"D

***Fixed Interior—Style #1:** (Keylock on top drawer only.)

Inside, each drawer: 3 $\frac{5}{8}$ "H x 5 $\frac{1}{8}$ "W x 12 $\frac{3}{4}$ "D

***Fixed Interior—Style #3:** (Keylock on two top drawers only.)

Inside top left drawers (two): 3 $\frac{5}{8}$ "H x 5 $\frac{1}{8}$ "W x 12 $\frac{3}{4}$ "D

Inside bottom left drawer: 10 $\frac{1}{2}$ "H x 4 $\frac{1}{8}$ "W x 12 $\frac{3}{8}$ "D (accepts letter-size documents)

Inside top right drawer: 3 $\frac{5}{8}$ "H x 10 $\frac{1}{8}$ "W x 12 $\frac{3}{4}$ "D




Cat. No. 4820B

"B" Label Record Safe
(Shown with optional modular interior.)

Outside: 60 $\frac{1}{2}$ "H x 27 $\frac{1}{2}$ "W x 29 $\frac{3}{4}$ "D

Inside: 48 $\frac{1}{4}$ "H x 20 $\frac{3}{4}$ "W x 20"D



Cat. No. 3441B1

"B" Label Record Safe
(Shown with optional modular interior.)

Outside: 47 $\frac{1}{2}$ "H x 48 $\frac{1}{2}$ "W x 30 $\frac{3}{4}$ "D

Inside: 34 $\frac{1}{2}$ "H x 41 $\frac{1}{2}$ "W x 21"D



Cat. No. 3016B

"B" Label Record Safe
(Shown with fixed interior Style #3*)

Outside: 40 $\frac{1}{4}$ "H x 22 $\frac{1}{2}$ "W x 24"D

Inside (without interior): 30 $\frac{1}{4}$ "H x 16 $\frac{1}{2}$ "W x 15"D

Inside (with Style #1 interior):

Top lower left—10 $\frac{1}{4}$ "H x 5 $\frac{5}{8}$ "W x 15"D

Top right—20"H x 11 $\frac{1}{8}$ "W x 15"D

Bottom—9 $\frac{3}{4}$ "H x 16 $\frac{1}{8}$ "W x 15"D

Inside (with Style #3 interior):

Top—15 $\frac{1}{8}$ "H x 11 $\frac{1}{8}$ "W x 15"D

Bottom—9 $\frac{3}{4}$ "H x 16 $\frac{1}{8}$ "W x 15"D

*Fixed Interior: See information listed under
Cat. No. 2016B on page 8.




Cat. No. 3016B5

"B" Label Record Safe
(Shown with optional modular interior.)

Outside: 40 $\frac{1}{4}$ "H x 22 $\frac{1}{2}$ "W x 29"D

Inside: 30 $\frac{1}{4}$ "H x 16 $\frac{1}{2}$ "W x 20"D



Cat. No. 3020B

"B" Label Record Safe
(Shown with optional modular interior.)

Outside: 40 $\frac{1}{4}$ "H x 26 $\frac{3}{8}$ "W x 29 $\frac{3}{4}$ "D

Inside: 30 $\frac{1}{4}$ "H x 20 $\frac{3}{8}$ "W x 20"D

NOTE:

All Record Safes shown on pages 8 and 9 are
available in "C" Label. Use CL suffix when ordering.




Cat. No. 4833B

"B" Label Record Safe
(Shown with optional modular interior.)

Outside: 60 $\frac{5}{8}$ "H x 40 $\frac{1}{8}$ "W x 29 $\frac{3}{4}$ "D

Inside: 48 $\frac{1}{4}$ "H x 33 $\frac{1}{8}$ "W x 20"D



Cat. No. 6033B

"B" Label Record Safe
(Shown with optional modular interior.)

Outside: 72 $\frac{1}{8}$ "H x 40 $\frac{1}{8}$ "W x 29 $\frac{3}{4}$ "D

Inside: 60 $\frac{1}{4}$ "H x 33 $\frac{1}{8}$ "W x 20"D