

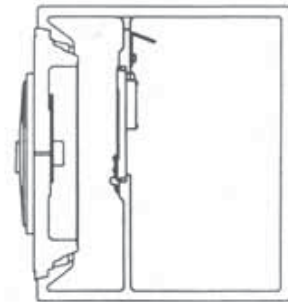
H·H·M TL-30

Burglary Resistive Money Safes

Mercantile Safe and Broad Form
Insurance Classification "F"



UNENCASED MONEY SAFES



UNENCASED MONEY SAFES WITH INNER PARTITION

CASHGARD DOORS are constructed with heavy locking lugs which recess behind matching lugs in the chest body like the breech mechanism of an artillery piece. Doors have an overall thickness of 3" with 1½" of solid metal protecting the entire door from attacks using carbide cutting tools. Doors 16" or larger have six locking lugs. Under 16" doors have three lugs.

CONCEALED PROTECTION is provided by three separate locking bolts. Additional "inside" protection is provided by drive proof locking bolts.

UNDERWRITERS APPROVED key changing combination lock operating three independent bolts guards the contents of your cashgard.

THREE RELOCKING MECHANISMS bearing Underwriters Laboratories, Inc. approval deadlocks the door when an attack is made on the lock.

UNENCASED MONEY SAFES

MODEL NO.	INSIDE DIMENSIONS			Outer Door Diameter	OUTSIDE DIMENSIONS			Capacity Cubic Inch	Shipping Weight
	High	Wide	Deep		High	Wide	Deep		
160	14¼"	14¼"	12½"	10"	16¼"	16¼"	17½"	2540	550
200	18"	18"	12½"	13"	20"	20"	17½"	4050	760
260	24"	23"	20¼"	16"	26"	25"	25½"	11180	1270
320	30"	28"	20¼"	19½"	32"	30"	25½"	17000	1625

UNENCASED MONEY SAFES WITH INNER PARTITION (For Daylight Holdup)

MODEL NO.	INSIDE DIMENSIONS					OUTSIDE DIMENSIONS					Cu. In. Capacity	Shipping Weight
	High	Wide	Deep	Inner Comp. Depth	Outer Comp. Depth	Outer Door Diam.	Inner Door Diam.	High	Wide	Deep		
161	14¼"	14¼"	12½"	8¾"	3¼"	10"	6¾"	16¼"	16¼"	17½"	2440	580
201	18"	18"	12½"	8¾"	3¼"	13"	6¾"	20"	20"	17½"	3830	795
261	24"	23"	20¼"	15¾"	3½"	16"	11¾"	26"	25"	25½"	10630	1425
321	30"	28"	20¼"	15¾"	3½"	19½"	13¾"	32"	30"	25½"	16100	1845

Partition has a 5" x ¾" deposit slot with baffle.

Handle projects an additional 2" from body.


H·H·M TL-30

Burglary

Resistive

Money Safes

Mercantile Safe and Broad Form
Insurance Classification "F"



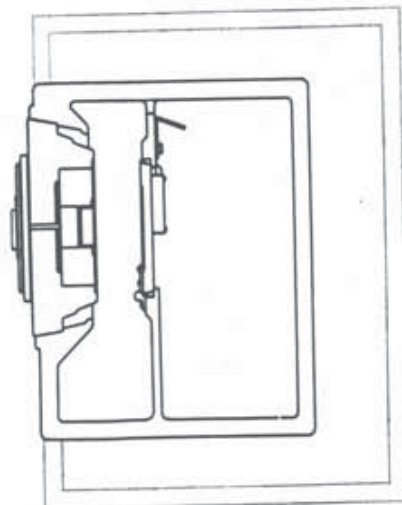
ENCASED MONEY SAFES

CASHGARD DOORS are constructed with heavy locking lugs which recess behind matching lugs in the chest body like the breech mechanism of an artillery piece. Doors have an overall thickness of 3" with 1½" of solid metal protecting the entire door from attacks using carbide cutting tools. Doors 16" or larger have six locking lugs. Under 16" doors have three lugs.

CONCEALED PROTECTION is provided by three separate locking bolts. Additional "inside" protection is provided by drive proof locking bolts.

UNDERWRITERS APPROVED key changing combination lock operating three independent bolts guards the contents of your cashgard.

THREE RELOCKING MECHANISMS bearing Underwriters Laboratories, Inc. approval deadlocks the door when an attack is made on the lock.



ENCASED MONEY SAFES WITH INNER PARTITION

ENCASED MONEY SAFES

MODEL NO.	INSIDE DIMENSIONS			Outer Door Diameter	OUTSIDE DIMENSIONS			Capacity Cubic Inch	Shipping Weight
	High	Wide	Deep		High	Wide	Deep		
162	14¼"	14¼"	12½"	10"	32"	24"	23"	2540	1680
202	18"	18"	12½"	13"	32"	26"	23"	4050	1705
262	24"	23"	20¼"	16"	32"	31"	28"	11180	2460
322	30"	28"	20¼"	19½"	40"	38"	29"	17000	2800

ENCASED MONEY SAFES WITH INNER PARTITION (For Daylight Holdup)

MODEL NO.	INSIDE DIMENSIONS					OUTSIDE DIMENSIONS					Cu. In. Capacity	Shipping Weight
	High	Wide	Deep	Inner Comp. Depth	Outer Comp. Depth	Outer Door Diam.	Inner Door Diam.	High	Wide	Deep		
163	14¼"	14¼"	12½"	8¾"	3¼"	10"	6¾"	32"	24"	23"	2440	1710
203	18"	18"	12½"	8¾"	3¼"	13"	6¾"	32"	26"	23"	3830	1740
263	24"	23"	20¼"	15¾"	3½"	16"	11¾"	32"	31"	28"	10630	2615
324	30"	28"	20¼"	15¾"	3½"	19½"	13¾"	40"	38"	29"	16100	3000

Partition has a 5" x ¾" deposit slot with baffle.

Handle projects an additional 2" from body.