



FICHET
The world's number one safe maker.

GIANT DIAMOND SAFES

GIANT 390



GIANT 610



U.L.-LISTED
TRTL 30 x 6



The GIANT TRTL 30x6 safes provide maximum protection for valuable inventory. Having surpassed stringent testing by the Underwriters Laboratories, the GIANTs provide superior six-sided protection against sophisticated attacks with torches and tools, plus fire protection.

Superior Construction:

On all six sides, body and door, the GIANT TRTL 30x6's feature four unique torch and tool resistant materials:

- A special fire-resisting agglomerate protects the GIANTs against temperatures of up to 1700°F.
- Aluminum castings with extra-hard oxide aluminum nuggets offer torch and drilling resistance.
- A rubber asphalt material coats and deflects mechanical tools. When attacked by torches or burning bars, it emits heat, flames and heavy black smoke, making a very hazardous environment for a burglar.
- Hardened anti-drill steel plates back the rubber asphalt material, providing additional protection against mechanical tools.



The GIANT TRTL 30x6's feature a unique high-security locking system designed to offer maximum protection against tool attacks, drilling and explosives. Many options are available to meet individual security requirements.

Locking:

The standard locking mechanism on the GIANT TRTL 30x6's features two U.L.-listed Group 1 combination locks. The Group 1 lock is a high-security, manipulation-proof lock with one million possible combinations.

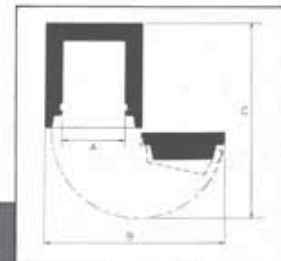
Locking options include a FICHET MONOPOLE high-security keylock in place of the second Group 1 lock and/or a time lock. Patented by FICHET, the MONOPOLE keylock cannot be picked, and its unique, undecipherable key can only be reproduced at factory-owned locations.

The GIANT TRTL 30x6's feature a massive four-way boltwork system with heavy 2" steel bolts to securely lock the safe.

The reloading system includes a glass plate that protects the entire locking mechanism, multiple relockers and a thermal and mechanical trigger mechanism designed to activate the reloading system in the event of a torch or tool attack. When activated, the reloading bolts are further protected by spring-loaded cross pins which freeze the bolts in the locked position.

Additional options include individual lockers and special interiors.

GIANT DIAMOND SAFE SPECIFICATIONS



MODEL NUMBER	OUTSIDE			INSIDE			STORAGE CAPACITY	WEIGHT	A	B	C
	H	W	D	H	W	D					
230	50½"	31"	33½"	35½"	20"	20"	8.2 cu. ft.	2350 lbs.	20"	57¾"	62¼"
310	62¼"	31"	33½"	47¼"	20"	20"	11.0 cu. ft.	2800 lbs.	20"	57¾"	62¼"
390	74"	31"	33½"	59"	20"	20"	13.7 cu. ft.	3550 lbs.	20"	57¾"	62¼"
610	80½"	37¾"	33½"	69¼"	26¾"	20"	21.4 cu. ft.	4400 lbs.	26¾"	71¼"	69¼"
1040	80½"	47½"	38¾"	69¼"	36½"	25¼"	36.9 cu. ft.	5750 lbs.	36½"	90½"	84"

Our aim is to constantly improve our products; we therefore reserve the right to alter specifications without prior notice.

