



## EMPIRE SAFE

6 EAST 39th STREET, NEW YORK, N.Y. 10016

**(212) 684-2255**

FAX: (212) 684-5550

**(212) 226-2255**


# TL-15

**CLASS 'ER'**

RECTANGULAR DOOR

SQUARE DOOR


# MONEY/JEWELRY SAFES




**MODEL  
S3028**

- Body fabricated from 1" carbon steel all joints electrically welded.
- Door 1½" thick carbon steel.
- Extra heavy hinges, with ball bearings, assure proper swing of door.
- Locked by three 1" chrome plated bolts and continuous locking bar on hinge side.
- Underwriters Group II million key change combination lock.
- U.L. approved relocking device.
- Spy proof dial. (Keylocking dial for dual control is optional)
- Special "Maxalloy" drill resistive hard plates protect lock and bolt work.
- Bolt detent eliminates damage to bolts by allowing them to extend only when the door is closed.
- Finish: Light brown. Other colors available upon request.
- Equipped with adjustable shelves. (Except Model S1414)





**MODEL  
R2416**



**MODEL  
R7234**

INSURANCE CLASSIFICATION TL-15 CLASS "ER"

Under Mercantile Safe and Money Securities  
Broad Form Policies

Model	Inside Dimensions			Outside Dimensions			chest weight
	high	wide	deep	high	wide	deep including handle	
S1414	14	14	11	16	16	17	450
S1616	16	16	16	18	18	23	580
S2020	20	20	20	22	22	27	800
S2424	24	24	20	26	26	27	1200
S3028	30	28	20	32	30	27	1600
S3636	36	36	20	38	38	27	2120
R2416	24	16	16	26	18	23	830
R3020	30	20	20	32	22	27	1125
R3024	30	24	20	32	26	27	1230
R3624	36	24	20	38	26	27	1490
R4024	40	24	20	42	26	27	1750
R4027	40	27	20	42	29	27	1820
R5020	50	20	20	52	22	27	1700
R5030	50	30	20	52	32	27	2400
R6030	60	30	20	62	32	27	3000
R5030-30	50	30	30	52	32	37	3100
R7234	72	34	26	74	36	31	3800

**EMPIRE SAFE**

6 EAST 39th STREET, NEW YORK, N.Y. 10016

**(212) 684-2255**

FAX: (212) 684-5550