


A Great New Burglar And Fire Resistant Safe



Commercial Use:

Recommended for:

- Restaurants
- Travel Agencies
- Retail Stores

and all businesses requiring security for cash, tickets, as well as other negotiable items.

Residential Use:

Recommended for:


Apartments and private homes. For the protection of cash, jewelry, passports, stocks and bonds, collectables, bank books, credit cards, wills, deeds, checks, tax records, insurance documentations, weapons, important documents, cameras, silverware, heirlooms, etc.

Loss Prevention Specialists Since 1904


EMPIRESAFE

EMPIRE SAFE COMPANY / 433 Canal Street / New York, N.Y. 10013 / (212) 226-2255 / Fax (212) 941-9073


EMPIRE BURGLAR AND FIRE RESISTANT SAFES



BFM 600



BFM 850



BFM 925

THE EMPIRE BFM SERIES was designed to provide both burglary and fire protection at a reasonable cost. Its' burglar resistant features make these safes far superior to ordinary record safes that provide fire resistance only.

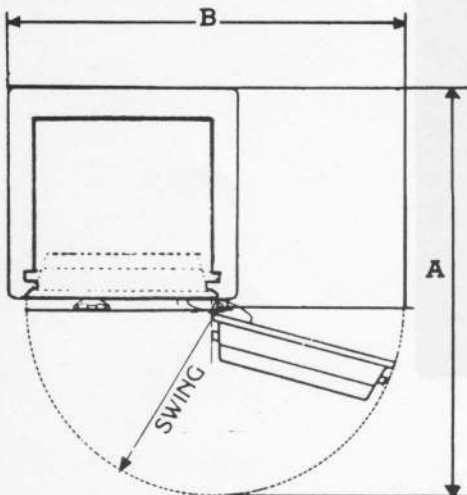
| MODEL | INTERNAL DIMENSIONS | | | EXTERNAL DIMENSIONS (OVERALL) | | | STORAGE CAPACITY | WEIGHT |
|---------|--|---|---|--|---|---|-----------------------------|--------|
| | H | W | D | H | W | D | CU. FT. / CU. IN. | LBS. |
| BFM 600 | 23 ⁵ / ₈ "★ (600mm) | 15 ³ / ₄ " (400) | 13 ³ / ₄ " (350) | 29 ³ / ₄ " (756) | 21 ⁷ / ₈ " (556) | 24 ³ / ₈ " (620) | 3 / 5116 (84 Litre) | 900 |
| BFM 850 | 33 ¹ / ₂ "★ (850mm) | 15 ³ / ₄ " (400) | 13 ³ / ₄ " (350) | 39 ¹ / ₂ " (1006) | 21 ⁷ / ₈ " (556) | 24 ³ / ₈ " (620) | 4.2 / 7255 (119 Litre) | 1100 |
| BFM 925 | 33 ¹ / ₂ "★ (850mm) | 21 ⁵ / ₈ " (550) | 17 ³ / ₄ " (450) | 39 ¹ / ₂ " (1006) | 27 ³ / ₄ " (706) | 28 ³ / ₈ " (720) | 7.5 / 12,960 (210 Litre) | 1450 |

★INTERNAL HEIGHT INCLUDES DRAWER UNIT HEIGHT OF 6" (150mm)

INTERNAL DRAWER DIMENSIONS BFM 600 & 850: 4"H x 6⁵/₈"W x 10¹/₂"D; BFM 925: 4"H x 9³/₈"W x 14¹/₂"D

DOOR SWING PROJECTIONS

| MODEL | A | B |
|-------|--|--|
| 600 | 41 ¹ / ₂ " (1056mm) | 37 ¹ / ₂ " (955mm) |
| 850 | 41 ¹ / ₂ " (1056mm) | 37 ¹ / ₂ " (955mm) |
| 925 | 51 ³ / ₈ " (1306mm) | 49 ³ / ₈ " (1255mm) |



BODY:

Both the outer and inner body is constructed from high grade, mild steel which is welded to form one unit. The space between them is packed with specially formulated reinforced concrete, to provide a five-sided monolith, giving an overall body thickness of 3" (78mm).

DOOR:

The outer steel doorplate is reinforced with rim bars giving an overall door thickness of 5³/₈" (137mm).

DAYTIME ACCESS CONTROL:

Dual Control Locking Mechanism: The boltwork mechanism is operated by a 3-spoke "captain handle." The door is secured by an S&G UL Group II combination lock and a 9 bitted security keylock (keys supplied in duplicate).

RELOCKING DEVICES:

In addition to the relocking trigger located in the combination lock, each lock is reinforced by a mechanical relocking device. Should an attempt be made to dislodge either lock, a spring loaded bolt will shoot out securing the boltwork mechanism in the locked position.

INTERIOR FITTINGS:

As noted above, each safe comes equipped with one or two removable shelves, and one or two keylocking drawers.

Please Note:

For the protection of items of high value or for use under high crime risk conditions, EMPIRE has a complete selection of safes for the protection of these items. Please contact your Empire Security Consultant to help you determine the correct safe to meet your requirements.

Our aim is to constantly improve our products; we therefore reserve the right to alter specifications without notice.

Loss Prevention Specialists Since 1904

EMPIRE SAFE

EMPIRE SAFE COMPANY NEW YORK (212) 226-2255 FAX (212) 941-9073

Jewelry Safes • Money Safes • Security Safes • Business Safes • Fire Resistant Safes and Insulated Filing Cabinets • Computer Data Protection Access Control Systems • Bullet Resistant Equipment • Home Safes • Vault Doors and Modular Vault Rooms • Bank Equipment