


# Stafford Safe

Fire and thief  
resisting



Made in Great Britain, to tried and proved specifications, the Stafford Safe gives strong resistance to fire and theft at an economical price.

The heart of the Stafford Safe is the world famous CHUBB lock which can be of the key or keyless combination pattern. The safe is finished in dark grey hammer paint throughout. Door handle escutcheon and inside drawer knob (when fitted) are in chromium plate. If a keyless combination lock is supplied the dial is designed with easy-to-read figures.


# Stafford Safe



Sizes 0, 1 and 2 Full width drawer

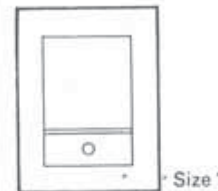


Size 3 Pair of half width drawers and one fixed shelf

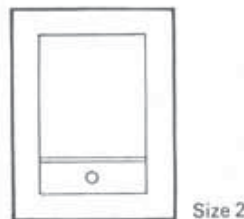


Comparisons of safes with doors removed

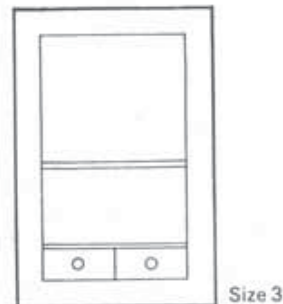
Size 0



Size 1



Size 2



Size 3



## Specification

The body is 3½" (89 mm.) thick, with outer steel plate and inner steel lining, the space between being filled with fire resisting material. The door has a total thickness of 4" (102 mm.). The most vulnerable parts of any safe are the lock and boltwork. The Stafford Safe has substantial armour plated protection over these vital parts. The boltwork consists of 1½" (29 mm.) diameter moving bolts on the front edge and fixed dog bolts at the back edge of the door. The Stafford Safe can be fitted with a CHUBB Monitor Six Lever Lock, renowned throughout the world, with keys in duplicate. Alternatively, it can be fitted with a Three-Wheel Keyless Combination Lock at extra cost.

Full instructions for operating a keyless combination lock, including changing the combination figures, are supplied with each lock.

Provision for anchoring Stafford Safes to the floor can be arranged at time of order at small extra cost.

## Schedule of sizes

Dimensions and weights in English with metric equivalent.

Size	High Wide Deep (Inches and mm.)	Approx. Weight	Optional Interior Fittings
0	Outside 21" x 18" x 16½" (533 x 457 x 419)	3 cwt.	Full width drawer fitted with lock. Clear space above drawer 10" (254mm.)
	Inside 14" x 11" x 9" (356 x 279 x 229)	(152) kg.	
1	Outside 25" x 19" x 21½" (635 x 483 x 545)	4½ cwt.	One full width drawer at bottom fitted with lock. Clear space above drawer 13" (330 mm.)
	Inside 18" x 12" x 14" (457 x 305 x 356)	(223) kg.	
2	Outside 29" x 22" x 22½" (737 x 559 x 571)	5½ cwt.	One full width drawer at bottom fitted with lock. Clear space above drawer 17" (432 mm.)
	Inside 22" x 15" x 15" (559 x 381 x 381)	(273) kg.	
3	Outside 41" x 27" x 26½" (1041 x 686 x 673)	9½ cwt.	Two drawers side by side at bottom, each fitted with locks. Central removable shelf in 29" (736 mm.) space above drawers.
	Inside 34" x 20" x 19" (863 x 508 x 483)	(469) kg.	

All drawers except Size 0 are approx. 4½" (108mm.) inside height  
Drawer Size 0—3½" (83 mm.)

Maximum projection of furniture and hinges 2½" (70mm) from front face.

## Shipping particulars

Size	Weight in Cwt. and Kilos		Approximate Size of Case		
	Nett	Gross	High	Wide	Deep
0	3	3½	2' 1"	× 2' 0"	× 2' 0"
	(152)	(169)	·64	× ·60	× ·60 metres
1	4½	4½	2' 5"	× 1' 11"	× 2' 4"
	(223)	(246)	·74	× ·59	× ·72 metres
2	5½	6½	2' 9"	× 2' 2"	× 2' 5"
	(273)	(314)	·84	× ·66	× ·74 metres
3	9½	10½	3' 10"	× 2' 8"	× 2' 11"
	(469)	(540)	1·17	× ·82	× ·89 metres

It is strongly recommended that these safes be anchored to the floor. Various devices are available dependent on the type of floor in a particular location.

The manufacturer reserves the right to alter any part of the specification outlined in this publication without incurring any obligation.